


# CROSS APIARY

## BS Brood Box Assembly Instructions



1

Place side bars in to the corresponding slots found in the end board. Apply wood glue inside all joints.



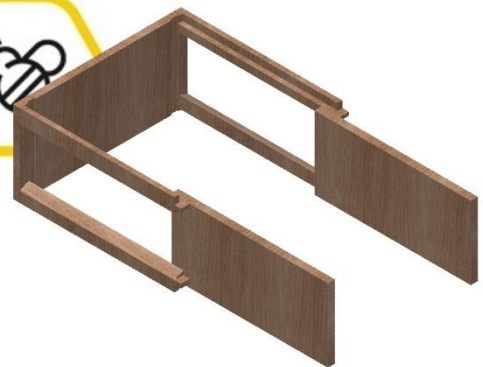
2

Note that the lower side bars have a sloping profile integrated in to them to allow weather dispersal



3

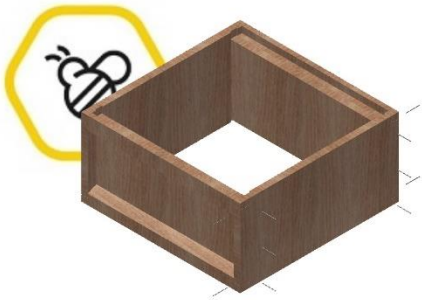
Secure side bars in to place using pin nails provided, using 4 x 40x1.6mm nails



4

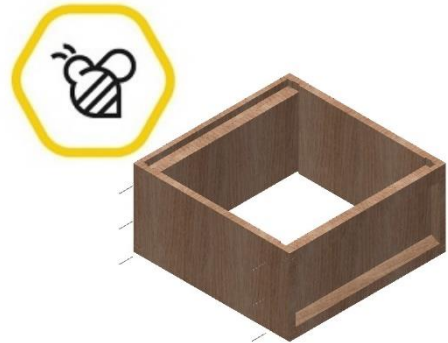
Slide the side boards in to the corresponding grooves found in the end boards. Apply wood glue inside the grooves.

# CROSS APIARY



5

Attach the last remaining end board and secure the end board and side board in to place using 10 x 40x1.6mm nails. Apply wood glue inside all joints.



6

Spin the box around and secure the side boards to the end board using 6 x 40x1.6mm nails



7

Place runners on the inside edge of the side boards and secure in to place with 8 x 20x1.6mm nails



8

Completed Box.